



aspire

AIR LIFT CHAIRS

A stylish and clinically effective seating solution to maximise independence, comfort and pressure relief

aspire for...

Comfort

Support

Relief



World's leading high stretch, durable and breathable healthcare fabric

Space Saving Design - Single Motor

Infinite Position - Dual Motor

Adjustable Pressure Relief Seating

Customisable Seat Depth



The Aspire Air Lift Chair's unique design promotes skin immersion and envelopment. Pressure on the skin's surface is re-distributed, reducing the risk of pressure injury associated with prolonged sitting.

Ideal for clinical and aged care environments, Genuine Dartex® Fabric Surface and modular pressure relief system maximise comfort while integrated postural contours support optimal positioning.

The Space Saver model allows for the chair to be placed close to a wall, ideal for smaller rooms.

The rise function and leverage grips promote increased user independence in sit-to-stand transfers whilst the recline function allows a relaxed position in times of user fatigue.

SPACE SAVER



Space saving recline for close wall positioning



SINGLE MOTOR
Back and legs move simultaneously

Space Saving Positions - Single Motor



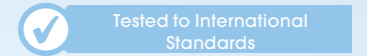
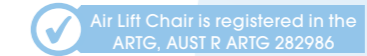
FULL RECLINE



UPRIGHT POSITION



FORWARD LIFT



REMOVABLE BACKREST
Removable backrest and seat cushion for easy cleaning and maintenance



BACK REST CHARACTERISTICS
Multilayer foam and fibre pillow sections provide a soft, breathable and supportive surface ideal for extended periods of sitting



PADDED ARMREST OVERLAYS
Provide an extra soft and comfortable elbow & forearm resting surface



PATIENT SURFACE - ADJUSTABLE PRESSURE
Contoured air bladder in the seating surface can be easily inflated and adjusted with integrated hand pump - stowed and concealed within chair when not in use



MOBILITY READY
A set of 4 swivel castors facilitate easy movement for cleaning and transportation. Provided separately, as not attached (NB. Castors increase seat height)



DEPTH ADJUSTABLE SEAT
A 50mm adjustment offering for customised user comfort and positioning



ACCESSIBLE STORAGE
Large side pocket for convenient storage. The chair's handset is conveniently fitted in the pocket, allowing users to reel in a dropped handset, discouraging leaning and possible falls.



LEVERAGE GRIPS
Together with the rise functionality, promote user independence in sit-to-stand transfers



The Aspire Air Lift Chair's unique design promotes skin immersion and envelopment. Pressure on the skin's surface is re-distributed, reducing the risk of pressure injury associated with prolonged sitting.

Ideal for clinical and aged care environments, Genuine Dartex® Fabric Surface and modular pressure relief system maximise comfort while integrated postural contours support optimal positioning.

The Dual Action model allows for the chair to be operated in an infinite amount of positions, with the backrest and legrest operating independently which ensures maximum user comfort.

The rise function and leverage grips promote increased user independence in sit-to-stand transfers whilst the recline function allows a relaxed position in times of user fatigue.

DUAL ACTION

INDEPENDANT BACK REST



INDEPENDANT LEG REST

Dual control of leg and recline for infinite positioning



DUAL MOTOR
Back and legs move/recline independently

Infinite Positions - Dual Motor



FULL RECLINE



BACKREST RECLINE



LEGREST RECLINE



UPRIGHT POSITION



FORWARD LIFT

✓ DVA Contracted

✓ Air Lift Chair is registered in the ARTG, AUST R ARTG 282986

✓ Tested to International Standards

REMOVABLE BACKREST
Removable backrest and seat cushion for easy cleaning and maintenance



BACK REST CHARACTERISTICS
Multilayer foam and fibre pillow sections provide a soft, breathable and supportive surface ideal for extended periods of sitting



PADDED ARMREST OVERLAYS
Provide an extra soft and comfortable elbow & forearm resting surface



PATIENT SURFACE - ADJUSTABLE PRESSURE
Contoured air bladder in the seating surface can be easily inflated and adjusted with integrated hand pump - stowed and concealed within chair when not in use



MOBILITY READY
A set of 4 swivel castors facilitate easy movement for cleaning and transportation. Provided separately, as not attached (NB. Castors increase seat height)



DEPTH ADJUSTABLE SEAT
A 50mm adjustment offering for customised user comfort and positioning



ACCESSIBLE STORAGE
Large side pocket for convenient storage. The chair's handset is conveniently fitted in the pocket, allowing users to reel in a dropped handset, discouraging leaning and possible falls.



LEVERAGE GRIPS
Together with the rise functionality, promote user independence in sit-to-stand transfers

2
YEAR
WARRANTY



CLINICAL CONSIDERATIONS

OPTIMAL POSITIONING AND POSTURE

- From its rise function to its thoughtfully positioned leverage grips, the design of the Air Lift Chair promotes user independence in sit-to-stand transfers
- For the user, this serves to preserve muscle strength and coordination
- For the carer, this means less manual handling effort is required

OEDEMA MANAGEMENT

- The generous leg raise angle assists with the management of lower limb oedema

ANTHROPOMETRIC CONSIDERATIONS

- Two sizes with inbuilt adjustability to ensure correct fit and postural support

PRACTICALLY DESIGNED

- Transportation castors included as standard make manoeuvring the chair hassle-free to facilitate cleaning in rooms
- The cover is easily removed to allow easy laundering and ensure compliance with infection control standards
- The backrest and seat cushion are also easily removed to allow convenient cleaning and maintenance

PRESSURE INJURY MANAGEMENT

- Pressure injury management and prevention is the cornerstone of the Aspire Air Lift Chair's design
- Figure 1.1 & 1.2 show the pressure mapping performance of the Aspire Air Lift Chair vs another leading product (50kg Female mapped)

FIGURE 1.1 - ASPIRE AIR LIFT CHAIR

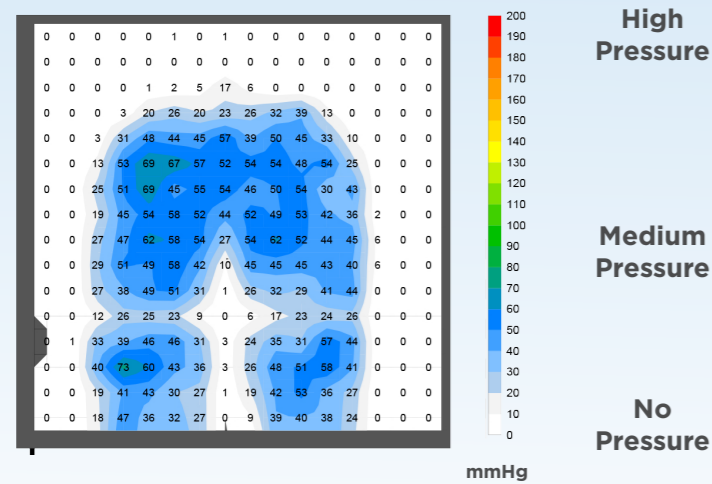



FIGURE 1.2 - A LEADING PRODUCT



IMMERSION & ENVELOPMENT

Aspire Air Lift Chairs have been designed with Dartex® PU Fabric to maximise skin Immersion (Figure 1.3) and Envelopment (Figure 1.4). This is fundamental for a support surface to effectively redistribute pressure, improving blood flow which promotes healing.

FIGURE 1.3

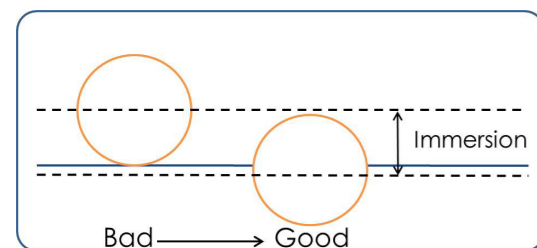
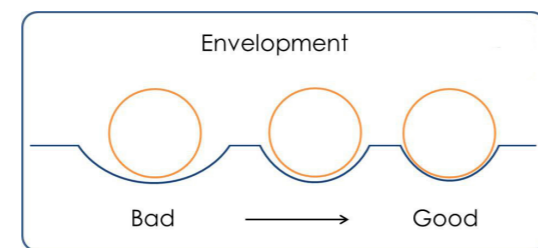


FIGURE 1.4

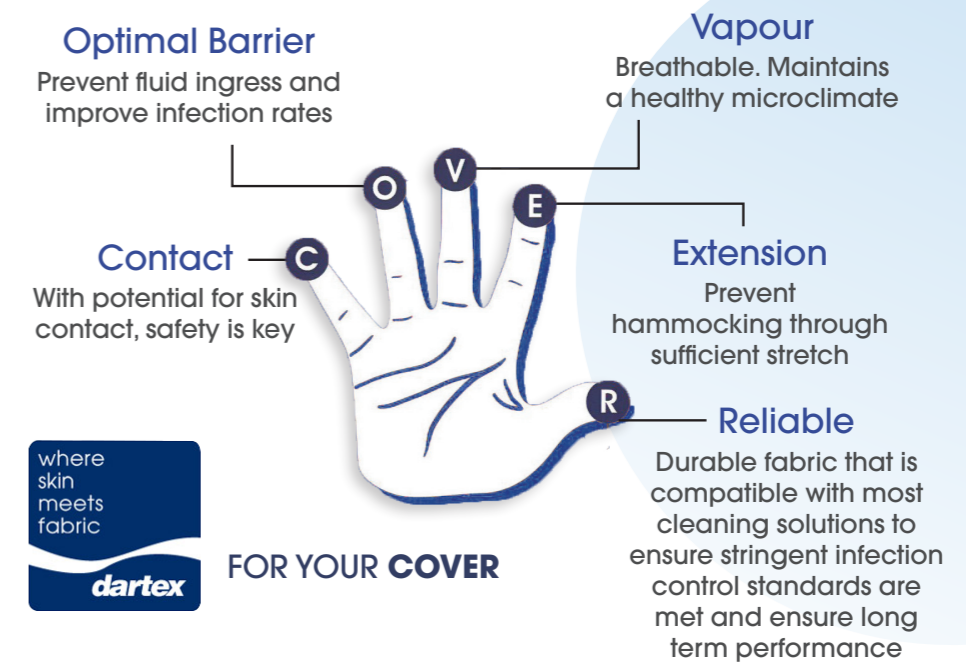


PATIENT SURFACE

GENUINE DARTEX® PU FABRIC

Well respected in the healthcare industry, Dartex® PU fabric is the perfect patient surface solution for treatment and management of pressure injuries through its 5 key characteristics (Figure 1.5).

FIGURE 1.5



PATIENT & CARER BENEFITS



Designed specifically for pressure care needs

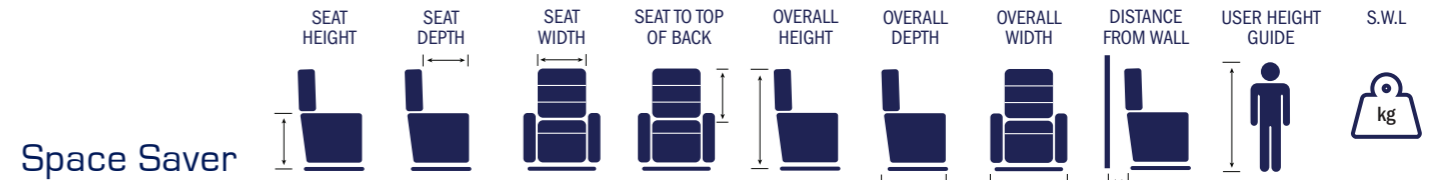


Removable anti-bacterial/anti-microbial cover for infection control management



Waterproof yet breathable for improved skin microclimate

TECHNICAL SPECIFICATIONS



Model	SEAT HEIGHT	SEAT DEPTH	SEAT WIDTH	SEAT TO TOP OF BACK	OVERALL HEIGHT	OVERALL DEPTH	OVERALL WIDTH	DISTANCE FROM WALL	USER HEIGHT GUIDE	S.W.L
CHP198865 Space Saver - Petite	480mm	460mm	450mm	610mm	980mm	950mm	680mm	80mm	5'0" to 6'2"	140kg
CHP198870 Space Saver - Large	480mm	510mm	510mm	610mm	980mm	980mm	680mm	80mm	5'0" to 6'2"	140kg
CHP198875 Dual Action - Petite	480mm	460mm	450mm	610mm	980mm	950mm	680mm	350mm	5'0" to 6'2"	140kg
CHP198880 Dual Action - Large	480mm	510mm	510mm	610mm	980mm	980mm	680mm	350mm	5'0" to 6'2"	140kg

- * User Height Guide is a reference tool and may not apply to all users
- * Chair measurements may vary +/- 20mm due to upholstery tolerances
- * Seat heights shown are without castors on chair frames
- * Seat width is taken between the thickest sections of armrest padding
- * Seat depth is adjustable by 50mm, Petite Chairs are set at 460mm standard and Large Chairs are set at 510mm however can be adjusted as needed to suit user

ASSOCIATED PRODUCTS



LIFTERS & SLINGS



TRANSFER AIDS



HOME CARE BEDS



AC BEDS



MOBILE AIR CHAIRS



OVER TOILET AIDS



OVERBED TABLES



BED STICKS & POLES



FOAM MATTRESSES



AIR MATTRESSES



COMMODOES
URINALS & BED PANS



SIGNATURE CHAIR



SHOWER STOOLS & CHAIRS



RAISED TOILET SEATS



SHOWER COMMODOES




BATH BOARDS & BENCHES



DAY CHAIRS



WHEELCHAIRS



SHELL CHAIRS



PRESSURE CUSHIONS

Distributed by:



ASBR17:19 210217

